









KOBELCO LK700A WHEEL LOADER

Asset Details

Build Date:		<div><div></div><div>NO IMAGE AVAILABLE</div></div> <div></div>					
Make:	KOBELCO						
Model:	LK700A						
Series:							
Drive Type:							
Axle Config:							
Body Type:	WHEEL LOADER						
Gearbox:							
Transmission:							
Engine Make:							
Engine Size:							
Fuel Type:							
Diff Make / Size:							
Suspension:							
Ext Colour:							
Tyre Size:		<div><div></div><div>NO IMAGE AVAILABLE</div></div> <div></div>	<div><div></div><div>NO IMAGE AVAILABLE</div></div> <div></div>	<div><div></div><div>NO IMAGE AVAILABLE</div></div> <div></div>			
Tyre Condition:							
Doors:		Seats:		Length:		Capacity:	
Volume:		Height:		Width:		GVM:	
GCM:		SWL:		HP:		Tare:	

Asset Identification L1

Odometer:		Rego:	S47 SRE	State:		Expiry:	
VIN:		PIN:					
Engine No:		Hours:					
Papers:	YES	Keys:		Books:	YES	Service Books:	YES

Features

S/NO: RF01533
 POWER SHIFT AUTO
 ENCLOSED A/C CAB (MINOR RUST)
 FITTED WITH MODIFIED 3 CUBIC METRE BUCKET
 SUIT WOOD CHIP