



CROWN ELECTRIC ORKLIFT







Asset Details

| | |
|--------------------------|-------------------|
| Build Date: | |
| Make: | CROWN |
| Model: | |
| Series: | |
| Drive Type: | |
| Axle Config: | |
| Body Type: | ELECTRIC FORKLIFT |
| Gearbox: | |
| Transmission: | |
| Engine Make: | |
| Engine Size: | |
| Fuel Type: | |
| Diff Make / Size: | |
| Suspension: | |
| Ext Colour: | |
| Tyre Size: | |
| Tyre Condition: | |



NO IMAGE AVAILABLE



| | | |
|---|---|---|
|  |  |  |
|  |  |  |

| | | | |
|----------------|----------------|----------------|------------------|
| Doors: | Seats: | Length: | Capacity: |
| Volume: | Height: | Width: | GVM: |
| GCM: | SWL: | HP: | Tare: |

Asset Identification

| | | | |
|-------------------|----------------------|------------------|--------------------------|
| Odometer: | Rego: LPS 285 | State: | Expiry: |
| VIN: | | PIN: | |
| Engine No: | | Hours: | |
| Papers: NO | Keys: | Books: NO | Service Books: NO |

Features

4700mmMAST
2,320kg LIFT
SIDE SHIFT
SOLID TYRES PLUS CHARGER