


































LOT	QTY	DESCRIPTION	NOTE
1		 PHONE SYSTEM, ALCATEL LUCENT OMNI-PCX POWER CPV.EE WITH 3 x 8039 PREMIUM HANDSETS & 1 x CORDLESS HANDSET	
2		 2 x GREY LAMINATE TIMBER LAMINATE DESKS, 2 DRAWER, 180 x 90cm & 2 x OFFICE CHAIRS	
3		 2 x GREY LAMINATE TIMBER LAMINATE DESKS, 2 DRAWER, 180 x 90cm & 2 x OFFICE CHAIRS	
4		 HP DESKTOP PCU HP COMPAQ 6000 PRO INTEL CORE 2 DUO CPU 3.06GHz, 4GB RAM, HDD 500GB, DVD BENQ 60cm LCD MONITOR DELL 48cm CD MONITOR WIRELESS KEYBOARD & MOUSE	
EXECUTIVE OFFICE			
5		 EXECUTIVE DESK, 180 x 90cm, SOLID TIMBER LAMINATE WITH VINYL INLAY, 2 DRAWER SHELF UNIT, 150 x 90cm & 3 DRAWER MATCHING SET & 2 x GAS LIFT EXECUTIVE CHAIRS (CONTENTS OF MANAGERS OFFICE)	
6		 2 x BLACK PLASTIC & CHROME RECEPTION CHAIRS & WHITEBOARD, 180 x 120cm	
REAR OFFICE			
7		 PAIR 4 DRAWER FILING CABINETS, DARK GREY STEEL	

LOT	QTY	DESCRIPTION	NOTE
8	 NO IMAGE AVAILABLE	GREY LAMINATE DESK, 180 x 90cm WITH 2 DOOR GREY CUPBOARD, OFFICE CHAIR, GREY LOWLINE BOOKSHELF & WHITE 2 DOOR STOCK CUPBOARD, 180cm	
9	 NO IMAGE AVAILABLE	TOHSIBA PHOTOCOPIER MOD: E STUDIO 2040e COPIES: 384,000 & 2 DOOR LOWLINE CUPBOARD	
KITCHEN			
10	 NO IMAGE AVAILABLE	SAECO MINUTE COFFEE MACHINE & LANDSCAPE PAINTING	
YARD			
11	 NO IMAGE AVAILABLE	SCHAEFER DRIVE IN PALLET RACKING 34 (APPROX) x UPRIGHTS, 5.4 MTR 34 (APPROX) x PALLET RAILS, 5.8 MTR. 13 (APPROX) x PALLET RAILS , 3.8 MTR 35 (APPROX) x PALLET RAILS , 1.75 MTR 300 (APPROX) x CROSS BEAMS, 1.33 MTR WITH BRACE BARS & HARDWARE, HEAVY DUTY BARS & BASE PLATES	
12	 NO IMAGE AVAILABLE	GREY CEMENT INTERLOCKING PAVERS, 23 x 23cm x 80mm THICK, APPROX 50sqm, 5 x PALLETS	
13	 NO IMAGE AVAILABLE	RED BRICK PAVERS, CLAY, 230 x 110 x 75mm, APPROX 13sqm, 2 x PALLETS	
14	 NO IMAGE AVAILABLE	CEMENT RETAINING WALL BLOCKS, GREY & CREAM, 3 x PALLETS	

LOT	QTY	DESCRIPTION	NOTE
15		WIRE MESH STILLAGE, 210 x 155 x 190cm & CONTENTS, BLACK PVC PIPE, 1000 x 150mm, APPROX 50 PIECES	
16		SET STEEL STEPS, 225cm (H), 60cm (W) WITH HAND RAIL	
17		2002 MANTIQU TMT320E TELESCOPIC FORKLIFT HOURS: 2,072hours SHOWING LISTER DIESEL, 4 CYLINDER, S/NO: 172955 CHASSIS: 1172955 3 WHEEL FITTED WITH EAST WEST ENGINEERING OFF LOADING ATTACHMENT ALL FAULTS (NO PAPERS, NO OWNER'S MANUAL, NO SERVICE BOOKS)	
18		01/2007 FLH FREIGHTLINER ARGOSY 6x4,PARTS ONLY ROAD TRAIN RATED, BD & BT CAT 6 CYLINDER DIESEL, NOT COMPLETE ALLOY RIMS, AIR BAG SUSPENSION SLEEPER CAB VIN: IFVJAWAV47L997709 NO GEARBOX	
19		TRUCK TRAY, CURTAIN SIDE, NO CURTAINS 5.5 (L) x 2.4 (H) x 2.5m (W), STEEL TRAY	
20		15 x PLASTIC TRUCK GUARDS, ALL FAULTS	

LOT	QTY	DESCRIPTION	NOTE
21	 NO IMAGE AVAILABLE	ISUZU 8EU02-FVR13NT 4x2 CURTAINSIDE TRAY TOP REG: VCK 608 ENG: 188537 ODO: 861,787kms APPROX TURBO 900 6 CYLINDER, HI/LOW GEARBOX 10 SPEED SPEED DIESEL, SPRING SUSPENSION, ALLOY BULL BAR REAR BARN DOORS 7.6 (L) x 2.5 (W) x 2.9m (H) STEEL CHECKER PLATE DECK 4 x GATES SPARE TYRE 2 x UNDER TRAY TOOL BOXES (NO PAPERS, NO OWNER'S MANUAL, NO SERVICE BOOKS)	
22	 NO IMAGE AVAILABLE	TIEMAN LOADING RAMP, 1800mm (W), 93m (L) ADJUSTABLE HEIGHT ADJSUTABLE HYDRAULIC DECK CONNECTOR 2.6 x 2.4m (W) NEEDS REPAIR	
23	 NO IMAGE AVAILABLE	CONTAINER RAMP 2200mm (W) 2000mm (L) TYPE: CRN65 LOAD: 6,500kg RATED BY EAST WEST ENGINEERING	
24	 NO IMAGE AVAILABLE	TRUCK AIR DAM, WHITE FIBREGLASS	
25	 NO IMAGE AVAILABLE	22 (APPROX) x LARGE QUANTITY TRUCK GATES, STEEL, 1.6-2.0m APPROX & 3 x TRAILER ENDS	

LOT	QTY	DESCRIPTION	NOTE
26		<p>** WITHDRAWN **</p> <p>1988 HINO ECONO DIESEL FF SERIES FF19 6x2 TRAYTOP CURTAINSIDE  REG: UPA 224  ODO: 578,717kms SHOWING  GVM: 13,900kg  6 CYLINDER TURBO,  *** DEFECTED ***</p> <p>CHASSIS/VIN: FF197L10283  UNDER TRAY TOOL BOX  REAR BARN DOORS  TOW HITCH  STEEL CHECKER PLATE DECK  8 (L) x 2.4 (W) x 2.8m (H)  SPARE WHEEL  &amp; CONTENTS  (NO PAPERS, NO OWNER'S MANUAL, NO SERVICE BOOKS)</p>	
27		<p>TRUCK TRAY CURTAIN SIDE WITH NOSE CONE &amp; GATES  7.4 (L) x 2.4 (W) x 2.7m (H)  FORK POCKETS &amp; CONTAINER PIN POINTS  FORK ON/FORK OFF</p>	
28		<p>6 x CHAIN MESH PANELS, 2.5 x 2.0m, GALV PIPE FRAMES</p>	
29		<p>HEAVY DUTY TIMBER &amp; STEEL STILLAGE, 310 x 142cm</p>	
30		<p>TCM FORKLIFT, PARTS ONLY  MOD: FG25T6H  NO MOTOR, NO LIFT CRADLE  SOLID TYRES, LPG RACK &amp; HOSE</p>	
31		<p>PALLET RACKING, 5 BAYS, SCHAEFER  6 x UPRIGHTS, 540cm  20 x CROSS BEAMS, 130cm</p>	

LOT	QTY	DESCRIPTION	NOTE
32		PALLET TRUCK, ZILIN, 2,500kg	
			
33		AIR DAM, WHITE FIBREGLASS, INTERNATIONAL P/NO: 609275591	
			
34		TCM 25 FG25T3 FORKLIFT REG: LVP 527 HOURS: 15,383hours SHOWING DIESEL, 2,200kg LIFT CAPACITY SIDE SHIFT SOLID TYRES WEIGH SCALE (NO PAPERS, NO OWNER'S MANUAL, NO SERVICE BOOKS)	
		