









































LOT	QTY	DESCRIPTION	NOTE
1		2 x STEEL PARTS TROLLEYS	
			
		NO IMAGE AVAILABLE	
2		2 x STEEL PARTS TROLLEYS	
			
		NO IMAGE AVAILABLE	
3		2 TIER TROLLEY & ASSORTED FASTENERS	
			
		NO IMAGE AVAILABLE	
4		WELDER TROLLEY & CABINET	
			
		NO IMAGE AVAILABLE	
5		4 x WHEELBARROWS, (AVERAGE)	
			
		NO IMAGE AVAILABLE	
6		4 x WHEELBARROWS, (AVERAGE)	
			
		NO IMAGE AVAILABLE	
7		STEEL TROLLEY BASKET SIDES	
			
		NO IMAGE AVAILABLE	








LOT	QTY	DESCRIPTION	NOTE
8		MOBILE TOOL CABINET, 2 DOOR	
		 NO IMAGE AVAILABLE	
9		STEEL PARTS TROLLEY. SOLID WHEELS	
		 NO IMAGE AVAILABLE	
10		HEAVY DUTY PLATE STEEL CABINET, MOBILE	
		 NO IMAGE AVAILABLE	
11		HEAVY DUTY PLATE STEEL CABINET, MOBILE	
		 NO IMAGE AVAILABLE	
12		PLATE STEEL BENCH, 3000 x 1000 x 10mm WITH RECORD VICE, ANGLE STEEL FRAME	
		 NO IMAGE AVAILABLE	
13		PLATE STEEL TRESTLE BENCH, 3000 x 1900 x 30mm WITH SWIVEL VICE	
		 NO IMAGE AVAILABLE	
14		PLATE STEEL TROLLEY, 1800 x 900 x 10mm, 2 TIER	
		 NO IMAGE AVAILABLE	








LOT	QTY	DESCRIPTION	NOTE
15		SPRING BASE PARTS STACKER, ROTATING	
			
16		HEAVY DUTY ANGLE STEEL RACK, DOUBLE SIDED, 1800mm	
			
17		HEAVY DUTY TOOL SHADOW TROLLEY, DOUBLE SIDED, 1600mm	
			
18		4 x FILTER COVERS, ALLOY , 1350 x 1500mm	
			
19		4 x ASSORTED TRESTLE TABLES	
			
20		INLINE FILTRATION SYSTEM, WALKER 3 BANK	
			
21		KAESER REFRIGERANT AIR DRYER MOD: TCH-32 16 BAR CAPACITY 240V & FILTER	
			

LOT	QTY	DESCRIPTION	NOTE
22		 GREEN COLOURBOND ROLLER DOOR, INDUSTRIAL, 3.7 x 4.5m APPROX & RAILS	
23		 GALV ROLLER DOOR, INDUSTRIAL, 2.7 x 3.5m APPROX & RAILS	
24		 ARBOGA GEARED HEAD DRILL MOD: GL2508 No3 M/T 100-2900RPM 2 SPEED, E-STOPS, 415V	
25		 DE GRINDER, GMF 8" WITH GUARDING LIGHT & W-STOPS, 415V	
26		 GREEN POLY RAINWATER TANK, 2 x 1.2m DIAMETER APPROX, 2,000 LITRE APPROX	
27		 DIESEL FIRE PUMPING STATION INSULATED FRAME/BOX POWERED BY CUMMINS 6 CYLINDER TURBO DIESEL HOURS: 273 240V DIRECT COUPLING DRIVE CENTRIFUGAL PUMP WORMALD TYPE UNI FLO UFCZ510/14 350 x 250mm ALL ON I BEAM SKID BASE	
28		 EMERGENCY DIESEL PUMP SET, ENCLOSED GAS POWERED BY CUMMINS N. 495G 6 CYLINDER DIESEL TWIN PUMP UNIT DIRECT DRIVE PUMP, AJAX 150-125-315 AUXILIARY DRIVE PUMP/BELT DRIVE AJAX GS-40-250 CONDITION UNKNOWN WITH TANK & STAND	








LOT	QTY	DESCRIPTION	NOTE
29		 MOBILE LIGHTING TOWER, PROLIGHT MOD: 75H S/NO: SG10071741 12.5kw & ELCB, 240V OUTLET TELESCOPIC TOWER RECOVERY TOWING COUPLER	
30		 MOBILE LIGHTING TOWER, PROLIGHT MOD: 75H S/NO: SG11010140 12.5kw & ELCB, 240V OUTLET TELESCOPIC TOWER RECOVERY TOWING COUPLER	
31		 ACCESS STEP/PLATFORM, 1800mm	
32		 MOBILE ALUMINIUM PLATFORM, STAR ALUMINIUM, 2400 x 900mm	
33		 1700 LITRE OVERHEAD DIESEL TANK & STAND	
34		 MANUAL HYDRAULIC PERSONNEL LIFT SWL: 200kg MOBILE BASE	
35		 3 x PALLETS PVC CULVERT INNERS, 150 APPROX, 1000 x 500mm	








LOT	QTY	DESCRIPTION	NOTE
36	 NO IMAGE AVAILABLE	STAINLESS STEEL CASED MIXING TANK, 1200 LITRE APPROX WITH DIRECT DRIVE STIRRER GRUNDFOS ALL DOSE CONTROL & METER & GRUNDFOS TRANSMITTER	
37	 NO IMAGE AVAILABLE	HEAVY DUTY JINKER TRAILER, EX ETSA I-BEAM FRAME, PERFORATED STEEL TOP 5 x 2.45m 8.2x15 RIM, 6 STUD RING PULL HITCH	
38	 NO IMAGE AVAILABLE	<p>REVERSE OSMOSIS DESALINATION WATER TREATMENT PLANT, MANUFACTURER - AQUEOUS SOLUTIONS PLANT DESIGN - 50,000 LPH PERMEATE PRODUCTION MODEL - AS 1,200,000 FEED FLORATE - 53.2M3 / HOUR PERMEATE FLORATE - 50M3 / HOUR DESIGN TEMPERATURE - 18 C DOM - 2011</p> <p>MOUNTED IN 40FT STEEL SHIPPING CONTAINER, MULTI ACCESS (EASY REMOVAL)</p> <p>UTILISING GRUNDFOS PUMPS 5-45KW 415V, CARTRIDGE FILTRATION 40" X 9" CLUSTER TYPE, RO PRESSURE VESSEL, 8" DIA, 6 ELEMENT LONG FRP, 300PSI</p> <p>VARIANT TREATMENT EQUIPMENT INC. AUTO FINISH SYSTE, SODIUM METABISULPHITE DOSING, ANTI-SCALE DOSING, LOWFEED / HIGH PRESSURE PROTECTION AGENT SYSTEM</p> <p>ELECTRICS INC. ABB, GEORGE FISCHER, IFM, YOKOGAWA &amp; ALLEN BRADLEY, ELECTRONIC METERS, SWITCH GEAR, CONTROLLERS &amp; TRANSDUCERS ARE UTILISED IN THIS PLANT</p>	
39	 NO IMAGE AVAILABLE	ASTRO POWER CLIMB UNIT IN CASE WITH 3 x ROLLS OF CABLE, 57m APPROX	
40	 NO IMAGE AVAILABLE	ASTRO POWER CLIMB UNIT IN CASE WITH 3 x ROLLS OF CABLE, 57m APPROX	








LOT	QTY	DESCRIPTION	NOTE
41		ASTRO POWER CLIMB UNIT IN CASE WITH 3 x ROLLS OF CABLE, 57m APPROX	
42		ASTRO POWER CLIMB UNIT IN CASE WITH 3 x ROLLS OF CABLE, 57m APPROX	
43		ASTRO POWER CLIMB UNIT IN CASE WITH 3 x ROLLS OF CABLE, 57m APPROX	
44		ALLOY COVERS, BOX FRAMES & BRACKETS	
45		6 x SETS ASSORTED INFRARED & WHITE LIGHTS	
46		2 x HERO PEDESTAL FANS, 700mm	
47		40' STEEL SHIPPING CONTAINER STANDARD HEIGHT 5794ID	







LOT	QTY	DESCRIPTION	NOTE
48		 TRANSFORMER TYREE, 1983 S/NO: 112440 4520kg COIL MASS: 2870kg 800KVA OUTPUT, 415V LOW 6900 V LIGHT	
49		 TRANSFORMER TYREE, 1983 S/NO: 112435 4520kg COIL MASS: 2870kg 800KVA OUTPUT, 415V LOW 6900 V LIGHT	
50		 PALLET RACK TROLLEY, 2.9m RUBBER TOP	
51		 MANUAL WORKSHOP CRANE, 1000kg AUTO LIFT	
52		 EVAPORATIVE AIRCONDITIONER, STAINLESS STEEL, BONAIRE 1650 x 1650 x 1800mm, 415V & DUCTING	
53		 AIR COMPRESSOR, PILOT/CHAMPION 3 CYLINDER, 40 CUBIC FEET, 7.5kw, 415V DUAL STAGE	
54		 STEEL PLATE BENCH, 3000 x 1000 x 10mm & SHELF	








LOT	QTY	DESCRIPTION	NOTE
55		STEEL TROLLEY, GIRDERS, ETC	
56		*** VACANT ***	
57		CATERPILLAR 988G WHEEL LOADER HOURS: 19,000hours INDICATED (HAS PREVIOUSLY BEEN SERVICED BY CAVPOWER WHYALLA) (NO OTHER INFO AVAILABLE) (NO PAPERS, NO OWNER'S MANUAL, NO SERVICE BOOKS)	
58		CATERPILLAR 854G WHEELED DOZER HOURS: 44,551hours INDICATED ID: 800420/7460-13 TYRES EXCELLENT CONDITION (HAS PREVIOUSLY BEEN SERVICED BY CAVPOWER WHYALLA) (NO OTHER INFO AVAILABLE) (NO PAPERS, NO OWNER'S MANUAL, NO SERVICE BOOKS)	
59		TIGER (CATERPILLAR) T590 WHEELED DOZER HOURS: 41,226hours INDICATED ID: 7HK00197 MODEL (990) TYRES EXCELLENT CONDITION (HAS PREVIOUSLY BEEN SERVICED BY CAVPOWER WHYALLA) (NO OTHER INFO AVAILABLE) (NO PAPERS, NO OWNER'S MANUAL, NO SERVICE BOOKS)	
60		1984 ISUZU NPR 200 MEDIUM 4x2 TRAYTOP TRUCK REG: N/A VIN: JAANPR58GR7100124 ODO: 60,912kms SHOWING 5 SPEED SPEED DIESEL, ENGINE TYPE RL4/4BEI 3600mm STEEL DROP SIDE TRAY (NO PAPERS, NO OWNER'S MANUAL, NO SERVICE BOOKS) CONDITION: A/C - NOT OP	
61		2003 TOYOTA HILUX DUAL CAB UTILITY REG: WWS 530 VIN: JTFDV626400014711 ODO: 420,553kms SHOWING TURBO DIESEL, 5 SPEED SPEED MANUAL TRANSMISSION, WHITE DUCO, 4x4 AIR CON, POWER STEERING (NO PAPERS, NO OWNER'S MANUAL, NO SERVICE BOOKS)	
62		POLY WATER TANK 50,000 LITRE WITH AGITATOR GEARED DRIVE, 415V & ACCESS STEPS TO PLATFORM 5mm DIAMETER APPROX	

LOT	QTY	DESCRIPTION	NOTE
63	 NO IMAGE AVAILABLE	PAIR 415V PUMPS, MONARCH 6205-22 MOTOR WITH SOUTHERN CROSS MOD: 3-21B  PLUS RSB PUMP MOD: V2-15 HIGH PRESSURE	
64	 NO IMAGE AVAILABLE	TRANSFORMER, TYREE DOM: 1982 6600-415V (APPROX) 100KVA	
65	 NO IMAGE AVAILABLE	1989 HINO 4x2 TIPPER VIN: 3HDDFF1731XXX13608 ODO: 83,215kms INDICATED 6 CYLINDER, 6 SPEED MANUAL TRANSMISSION, ECO DIESEL FF, CHASSIS NO: WAV22244ZFA060740 3.6 x 2.4m TRAY  (FARM USE ONLY) (NO PAPERS, WITH 1 KEY/S, NO OWNER'S MANUAL, NO SERVICE BOOKS)	
66	 NO IMAGE AVAILABLE	HITACHI CX100 ARTICULATED LOADER REG: S38 SFR ODO: 35,688kms INDICATED 6 CYLINDER TURBO, 4 SPEED 2.4m (W) BUCKET FITTED WITH SUPALOAD DRO (NO PAPERS, WITH 1 KEY/S, NO OWNER'S MANUAL, NO SERVICE BOOKS)	
67	 NO IMAGE AVAILABLE	415V BLOWER 5.5kw DIRECT DRIVE 2900 RPM, 6x5"	
68	 NO IMAGE AVAILABLE	AIR COMPRESSOR, VEE TWIN SINGLE STAGE 5.5kw/415V 30 CFM  (ALL FAULTS)	
69	 NO IMAGE AVAILABLE	25HP RIBON SCREW TYPE AIR COMPRESSOR ON SKID, BELT DRIVE NO TANK	

LOT	QTY	DESCRIPTION	NOTE
70		6 x OREGON ROOF SECTIONS, 17.5 x 3.6m SOLD PER EACH 7 x 3' & 6 x 2'	
		 NO IMAGE AVAILABLE	
71		40' OPEN ENDED SHIPPING CONTAINER WALK THROUGH	
		 NO IMAGE AVAILABLE	
72		50 x LENGTHS BLACK POLY PIPE, 12m (L) 280mm INSIDE 300mm OUTSIDE UV COATED	
		 NO IMAGE AVAILABLE	
73		40' SHIPPING CONTAINER WORKSHOP, GREEN, 8036 WITH POWER/LIGHTING, BENCHES & STORAGE FITTED	
		 NO IMAGE AVAILABLE	
73a		DRIVE THRU TRUCK WASH, WITH SPRAY BAR ULTRA MAY FILTERS 45kw PUMP, JAVELIN MOD: JV90-6 MAX: 205m (H) 90 CUBIC METRES/HOUR (90,000 LITRES/HOUR) WITH GALV TANK, VALVES & PIPEWORK	
		 NO IMAGE AVAILABLE	
74		20' SHIPPING CONTAINER WORKSHOP, RED, 8064	
		 NO IMAGE AVAILABLE	
75		RECORD STORAGE CONTAINER, 40 x 8' SINGLE DOOR ENTRANCE (END) REAR DOUBLE DOOR STANDARD ACCESS 9817	
		 NO IMAGE AVAILABLE	

LOT	QTY	DESCRIPTION	NOTE
76	 NO IMAGE AVAILABLE	RECORD STORAGE CONTAINER, 40 x 8' SINGLE DOOR ENTRANCE (END) REAR DOUBLE DOOR STANDARD ACCESS 5881	
77	 NO IMAGE AVAILABLE	DATA SAFE 1600 x 600 x 600mm, KEY/COMBINATION	
78	 NO IMAGE AVAILABLE	ABLUTION BLOCK. RELOCATABLE 12 x 3m COMPRISING: 4 x SHOWER CUBICLES, SLIDING DOOR, LOCKER ACCESS 1 x 3m URINAL 12 x STAINLESS STEEL HAND BASINS 6 x TOILETS EXTRACTION FANS, 2 x MIRRORS & 315 LITRE HOT WATER SERVICE	
79	 NO IMAGE AVAILABLE	MEETING ROOM WITH KITCHENETTE 12 x 3m SINGLE DOOR ACCESS 2 x END WALL A/C'S 7 x WINDOWS WITH SINK, HOT WATER SERVICE & PLUMBING (NO FITTINGS OR ELECTRONICS)	
80	 NO IMAGE AVAILABLE	CRIB ROOM, 4 MODULE, 12 x 12 TOTAL 4 x 12 x 3 UNITS, OPEN PLAN 1 x DOUBLE DOOR ACCESS 2 x SINGLE DOOR ACCESS 13 x WINDOWS, TOTAL 5 DOOR SINK CUPBOARD RINNAI INSTANT BOIL HOT WATER SERVICE 4 x SPLIT SYSTEM A/C'S 2 x WALL MOUNT A/C'S BOLTED INTERNAL FRAMING 3 x SPLIT SYSTEM AIR UNITS TO BE REMOVED PRIOR TO DISMANTLE\ 4 x A/C'S REQUIRE DE-GASSING	
81	 NO IMAGE AVAILABLE	OFFICE A BUILDING, 12 x 6m 2 x MODULE, 12 x 3m OPEN PLAN & 1 x SIDE OFFICE 5 x WINDOWS 2 x ACCESS DOORS 4 x WALL MOUNT A/C'S NO FIXTURES, FURNITURE OR ELECTRONICS	

LOT	QTY	DESCRIPTION	NOTE
82		OFFICE B BUILDING, 12 x 6m 2 x MODULE, 12 x 3m OPEN PLAN & END OFFICE AREA & SERVER ROOM 10 x WINDOWS, SINK UNIT 1 x ACCESS DOOR 3 x SPLIT SYSTEM A/C'S NO FURNITURE OR ELECTRONICS	
83		OFFICE C BUILDING, 10.5 x 6m 2 x MODULE, 10.5 x 3m OPEN PLAN 2 x WINDOWS 2 x ACCESS DOORS, END 2 x AS NEW, SPLIT SYSTEM A/C'S NO FURNITURE OR FITTINGS	
84		FIRST AID BUILDING, 6 x 2.4m OPEN PLAN 2 x WINDOWS 1 x ACCESS DOOR 1 x WALL MOUNT A/C	
85		PACKAGED GENERATOR SET (1) KATO ENGINEERING SYNCHRONOUS AC ALTERNATOR BRUSHLESS 600KW @ 6.6KV P/B CATERPILLAR 3508 V8 TURBO DIESEL WATER COOLED MOUNTED IN SERVICABLE CONTAINERISED SHELTER NOISE REDUCTION INSULATED PANEL SOLD WITH POWER TRANSFORMER TYREE 630KVA - 55AMP DOM 1983 SERIAL NO 112-35	
86		PACKAGED GENERATOR SET (2) KATO ENGINEERING SYNCHRONOUS AC ALTERNATOR BRUSHLESS 600KW @ 6.6KV P/B CATERPILLAR 3508 V8 TURBO DIESEL WATER COOLED MOUNTED IN SERVICABLE CONTAINERISED SHELTER NOISE REDUCTION INSULATED PANEL SOLD WITH POWER TRANSFORMER TYREE 800KVA - 70AMP DOM 1983 SERIAL NO 112-40	