





































LOT	QTY	DESCRIPTION	NOTE
1		6233717 PACK OF UNTREATED PINE DAR TIMBER MERCH GRADE 90X22 120 LENGTHS @ 4.8 = 576 L/M	
2		6233718 PACK OF UNTREATED PINE DAR TIMBER MERCH GRADE 90X22 120 LENGTHS @ 6.0 = 720 L/M	
3		6233714 PACK OF UNTREATED PINE DAR TIMBER MERCH GRADE 90X22 120 LENGTHS @ 6.0 = 720 L/M	
4		X3357 PACK OF UNTREATED PINE DAR TIMBER MERCH GRADE 140X45 10 LENGTHS, 5/3.0,3/4.2,2/4.8 = 37 L/M	
5		6233660 PACK OF UNTREATED PINE DAR TIMBER MERCH GRADE 140X45 10 LENGTHS @ 4.8 = 48 L/M	
6		6233654 PACK OF UNTREATED PINE DAR TIMBER MERCH GRADE 140X45 59 LENGTHS @ 4.8 = 283 L/M	
7		6233665 PACK OF UNTREATED PINE DAR TIMBER MERCH GRADE 140X45 52 LENGTHS, 1/3.0,17/3.6,34/4.2 = 207 L/M	
8		6232522 PACK OF UNTREATED PINE DAR TIMBER MERCH GRADE 140X35 49 LENGTHS @ 4.8 = 235 L/M	
9		6233499 PACK OF UNTREATED PINE DAR TIMBER MERCH GRADE 140X35 70 LENGTHS, 12/4.8,11/5.4/47/6.0 = 399 L/M	

LOT	QTY	DESCRIPTION	NOTE
10		6233487 PACK OF UNTREATED PINE DAR TIMBER MERCH GRADE 140X35 70 LENGTHS, 16/4.8,9/5.4/45/6.0 = 395 L/M	
11		X3356 PACK OF UNTREATED PINE DAR TIMBER MERCH GRADE 140X35 23 LENGTHS, 1/2.4,21/3.0,1/3.6 = 69 L/M	
12		6233511 PACK OF UNTREATED PINE DAR TIMBER MERCH GRADE 140X35 70 LENGTHS, 3/2.4,17/3.0,24/3.6,26/4.2 = 254 L/M	
13		6233520 PACK OF UNTREATED PINE DAR TIMBER MERCH GRADE 140X35 62 LENGTHS, 4/4.2,11/4.8,9/5.4,38/6.0 = 346 L/M	
14		6233615 PACK OF UNTREATED PINE DAR TIMBER MERCH GRADE 120X45 25 LENGTHS @ 4.8 = 120 L/M	
15		6233595 PACK OF UNTREATED PINE DAR TIMBER MERCH GRADE 120X45 72 LENGTHS @ 4.8 = 346 L/M	
16		6233581 PACK OF UNTREATED PINE DAR TIMBER MERCH GRADE 120X45 72 LENGTHS, 1/3.6,1/4.2,18/4.8,16/5.4,36/6.0 = 397 L/M	
17		X3358 PACK OF UNTREATED PINE DAR TIMBER MERCH GRADE 120X45 69 LENGTHS @ 3.0 = 207 L/M	
18		6233598 PACK OF UNTREATED PINE DAR TIMBER MERCH GRADE 120X45 72 LENGTHS, 20/3.0,22/3.6,30/4.2 = 265 L/M	

LOT	QTY	DESCRIPTION	NOTE
19		6233609 PACK OF UNTREATED PINE DAR TIMBER MERCH GRADE 120X45 19 LENGTHS, 2/3.0,12/3.6,5/4.2 = 70 L/M	
20		6233280 PACK OF UNTREATED PINE DAR TIMBER MERCH GRADE 90X35 112 LENGTHS, 110/4.8/2/6.0 = 540 L/M	
21		6233277 PACK OF UNTREATED PINE DAR TIMBER MERCH GRADE 90X35 112 LENGTHS, 108/4.2,4/6.0 = 478 L/M	
22		6233275 PACK OF UNTREATED PINE DAR TIMBER MERCH GRADE 90X35 112 LENGTHS, 86/4.8,3/5.4,23/6.0 = 567 L/M	
23		6233279 PACK OF UNTREATED PINE DAR TIMBER MERCH GRADE 90X35 120 LENGTHS, 15/2.4,40/3.0,18/3.6,47/4.2 = 418 L/M	
24		6233273 PACK OF UNTREATED PINE DAR TIMBER MERCH GRADE 90X35 112 LENGTHS, 9/2.4,44/3.0,21/3.6,38/4.2 = 389 L/M	
25		6233287 PACK OF UNTREATED PINE DAR TIMBER MERCH GRADE 90X35 112 LENGTHS, 2/2.4,14/3.0,34/3.6,62/4.2 = 430 L/M	
26		X3311 PACK OF UNTREATED PINE DAR TIMBER MERCH GRADE 70X35 55 LENGTHS @ 4.8 = 264 L/M	
27		6232594 PACK OF UNTREATED PINE DAR TIMBER MERCH GRADE 70X35 140 LENGTHS, 28/4.8,27/5.4,85/6.0 = 790 L/M	

LOT	QTY	DESCRIPTION	NOTE
28		6232606 PACK OF UNTREATED PINE DAR TIMBER MERCH GRADE 70X35 140 LENGTHS, 38/4.8,17/5.4/85/6.0 = 784 L/M	
29		6229055 PACK OF UNTREATED PINE DAR TIMBER MERCH GRADE 70X35 142 LENGTHS, 10/2.4,19/3.0,49/3.6,58/4.2,2/4.8,3/5.4,1/6.0 = 533 L/M	
30		6229048 PACK OF UNTREATED PINE DAR TIMBER MERCH GRADE 70X35 140 LENGTHS, 125/4.8,1/5.4,14/6.0 = 689 L/M	
31		6233459 PACK OF UNTREATED PINE DAR TIMBER MERCH GRADE 120X35 84 LENGTHS, 37/3.0,20/3.6,27/4.2 = 296 L/M	
32		6233468 PACK OF UNTREATED PINE DAR TIMBER MERCH GRADE 120X35 84 LENGTHS, 2/2.4,22/3.0,22/3.6,38/4.2 = 310 L/M	
33		6233465 PACK OF UNTREATED PINE DAR TIMBER MERCH GRADE 120X35 84 LENGTHS, 83/4.8,1/6.0 = 404 L/M	
34		6233453 PACK OF UNTREATED PINE DAR TIMBER MERCH GRADE 120X35 84 LENGTHS, 1/2.4,32/3.0,35/3.6,16/6.0 = 320 L/M	
35		6233462 PACK OF UNTREATED PINE DAR TIMBER MERCH GRADE 120X35 84 LENGTHS, 3/2.4,14/3.0,26/3.6,41/4.2 = 315 L/M	
36		6233456 PACK OF UNTREATED PINE DAR TIMBER MERCH GRADE 120X35 84 LENGTHS, 79/4.8,5/6.0 = 409 L/M	

LOT	QTY	DESCRIPTION	NOTE
37		X3354 PACK OF UNTREATED PINE DAR TIMBER MERCH GRADE 190X35 20 LENGTHS @ 3.0 = 60 L/M	
38		6233356 PACK OF UNTREATED PINE DAR TIMBER MERCH GRADE 190X35 23 LENGTHS, 9/3.6,14/4.2 = 91 L/M	
39		6233347 PACK OF UNTREATED PINE DAR TIMBER MERCH GRADE 190X35 56 LENGTHS, 3/4.8,3/5.4,50/6.0 = 331 L/M	
40		6233344 PACK OF UNTREATED PINE DAR TIMBER MERCH GRADE 190X35 56 LENGTHS, 7/4.8,2/5.4,47/6.0 = 326 L/M	